


BORDERED CONVERSATION BRICKS


Child Size

- 39 - 8 ½ X 4 ½ Bricks of different conversation fabrics
- 10 - 8 ½ X 4 ½ bricks of border fabric
- 12 - 4 ½ X 4 ½ squares of border fabric
- 2 - 4 ½ X 42" strips for top & bottom border

Sample row A:




Sample row B:



SEWING INSTRUCTIONS:

Sew squares and bricks together to form 6 rows of example A and 5 rows of example B (see examples above). Press seams to the side. Sew the 11 rows together to form the quilt top as shown below. Add top and bottom border.



Suggestion: Lay the pieces out before sewing to get an attractive arrangement.

Finished size: 40 X 52.