







PATCHWORK SQUARES

TEEN Size

This quilt is made using 6 inch squares.

<u>SCRAPPY</u>	<u>TWO FABRIC QUILT</u>	<u>THREE FABRIC QUILT</u>
<p>Cut 77 - 6 inch squares using an assortment of teen appropriate novelty prints and coordinating fabrics.</p>	<p> Cut 39 squares of teen appropriate novelty print fabric.</p> <p> Cut 38 squares of a coordinating fabric/s.</p>	<p> Cut 26 teen appropriate novelty print fabric.</p> <p> Cut 26 coordinating fabric.</p> <p> Cut 25 of a second coordinating fabric.</p>


Sample Row:



Sew 7 squares together into a row (see example above).

Make 11 rows alternating placement of fabrics according to fabric selections.

Example shows layout of Three Fabric Quilt.



Finished Size 39 X 60